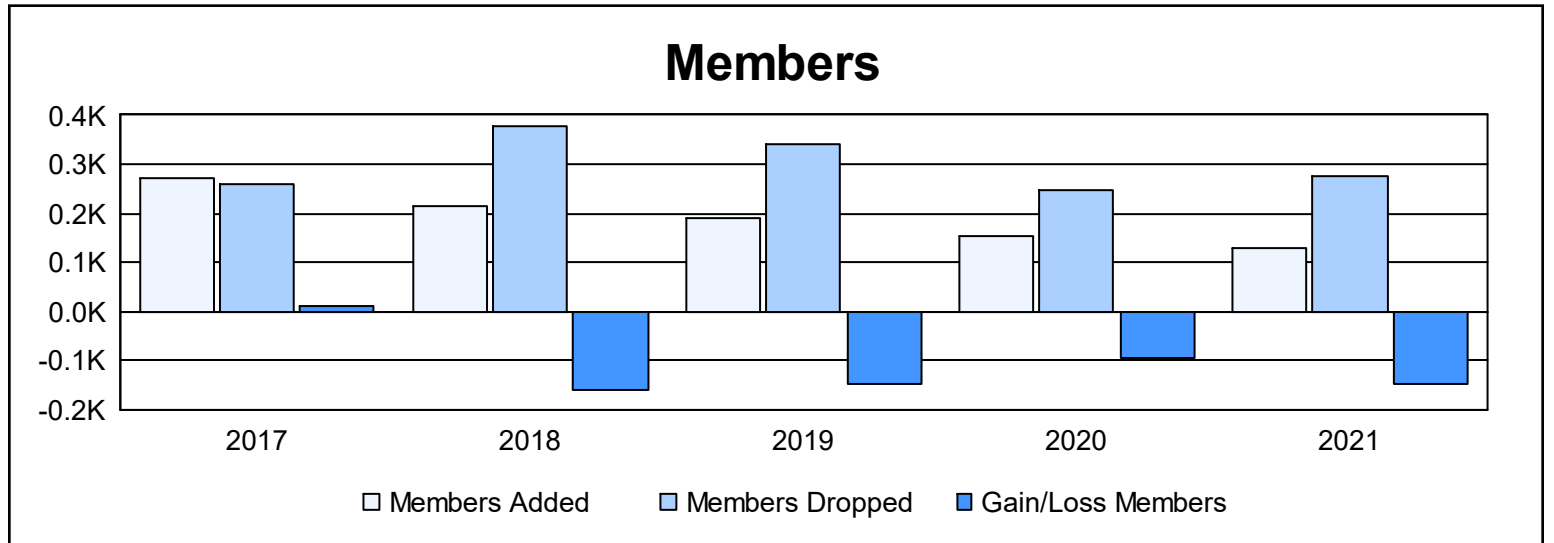
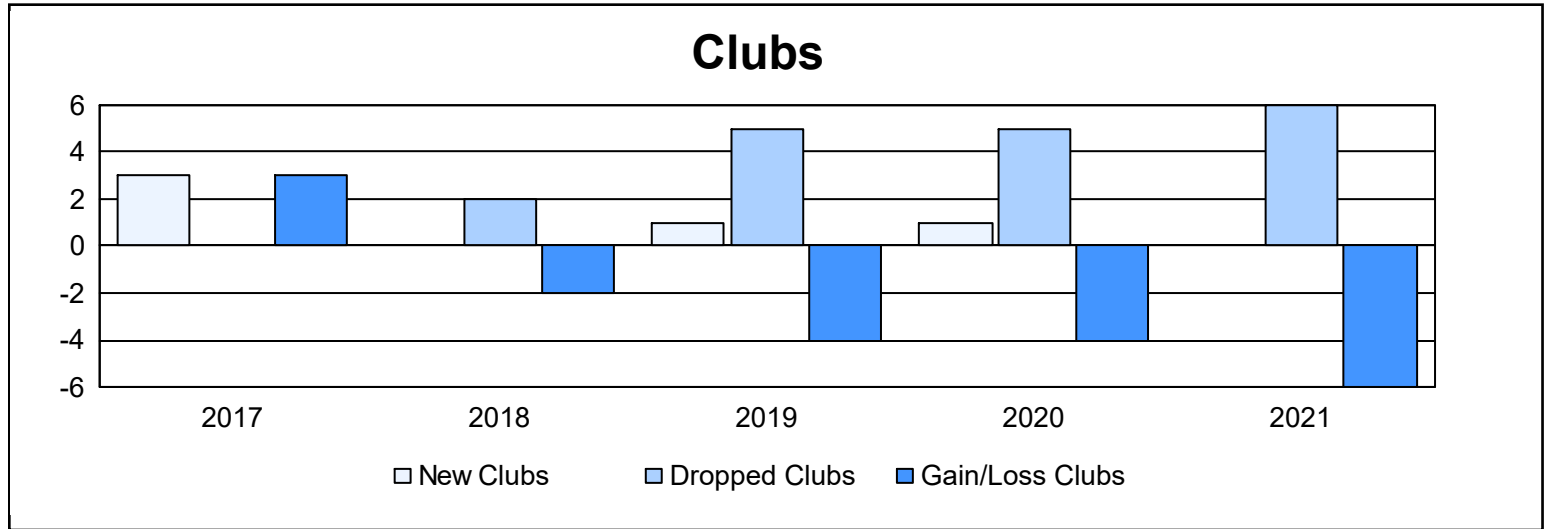
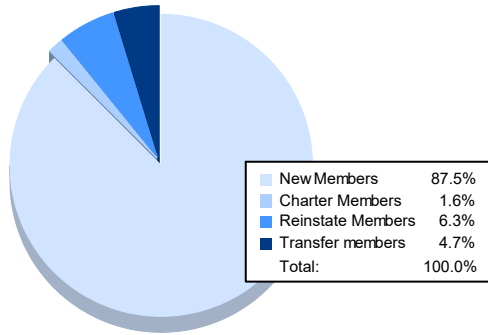


Year	New Clubs	Dropped Clubs	Gain/ Loss Clubs	New Members	Charter Members	Reinstate Members	Transfer Members	Total Member Added	Total Members Dropped	Gain/ Loss Members
2016-2017	3	0	3	175	78	8	10	271	259	12
2017-2018	0	2	-2	179	0	29	8	216	377	-161
2018-2019	1	5	-4	152	21	17	2	192	341	-149
2019-2020	1	5	-4	107	22	10	14	153	249	-96
2020-2021	0	6	-6	112	2	8	6	128	275	-147
<b>Average</b>	<b>1</b>	<b>4</b>	<b>-3</b>	<b>145</b>	<b>25</b>	<b>14</b>	<b>8</b>	<b>192</b>	<b>300</b>	<b>-108</b>



### Membership Composition June 2021 Cumulative



### Gender Composition June 2021 Cumulative

